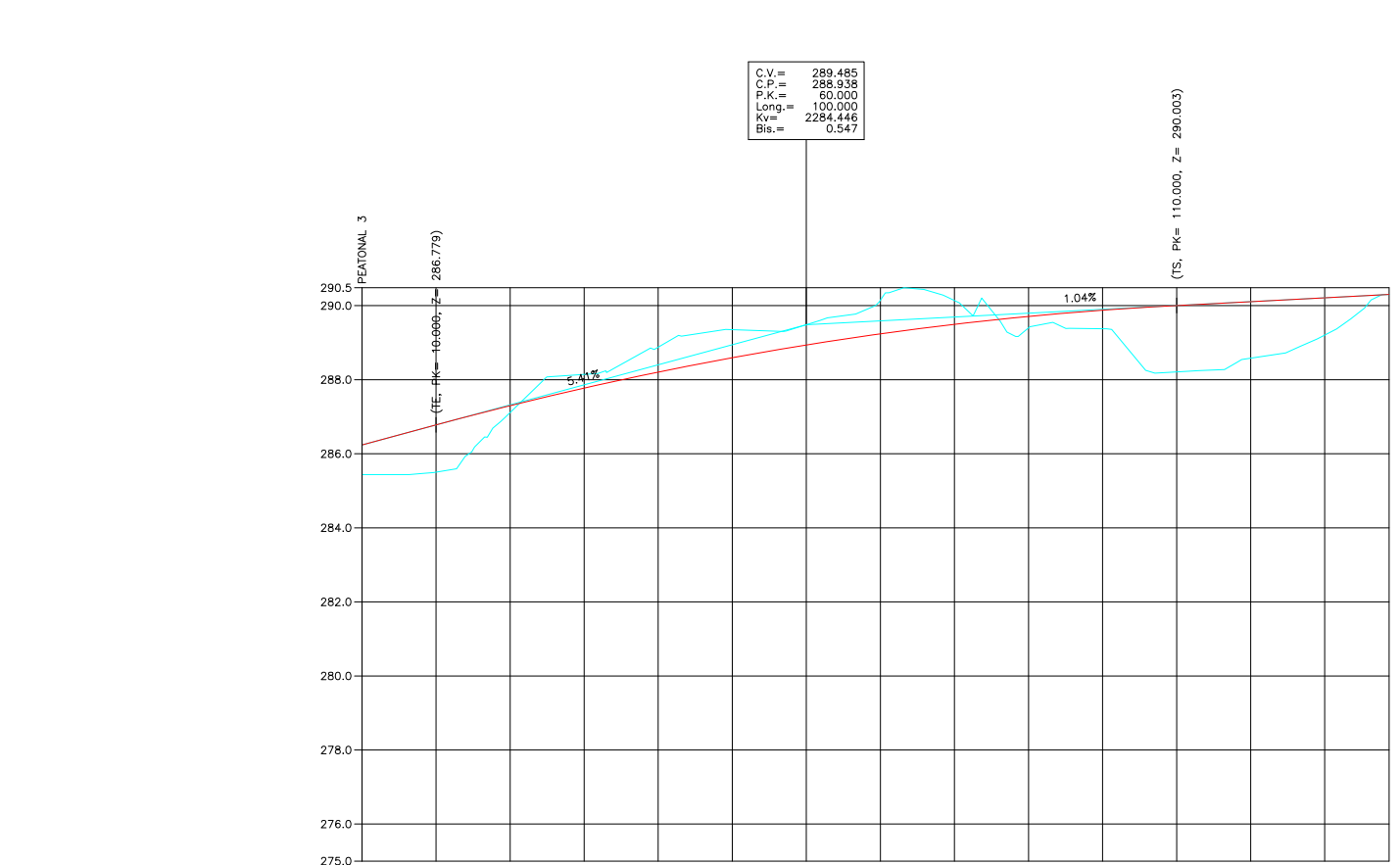


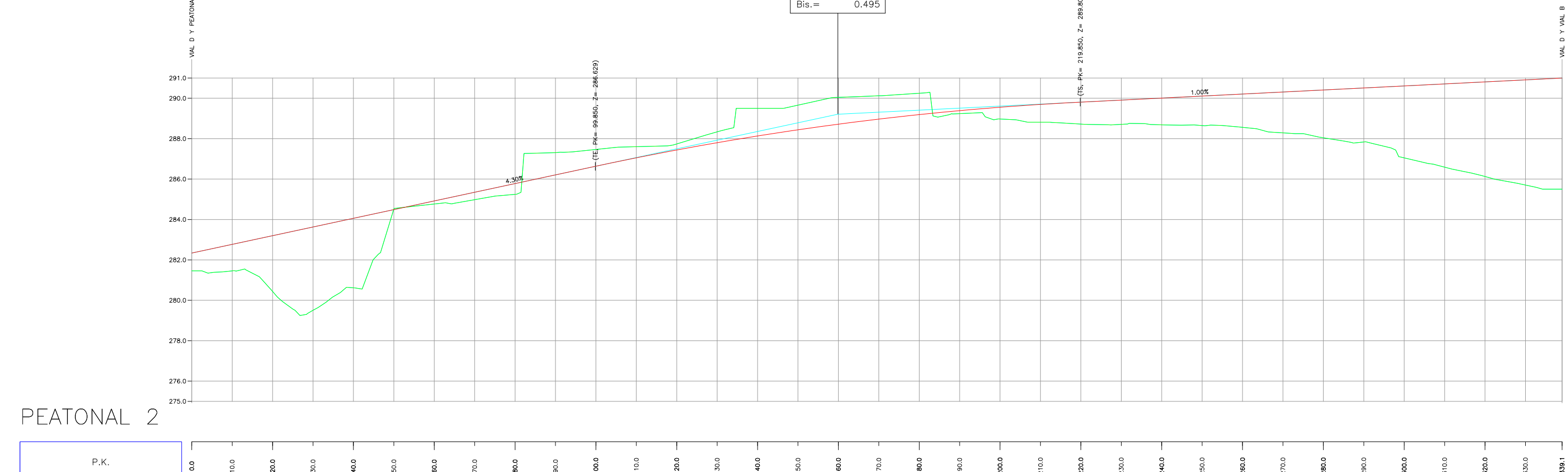
P.K.	COTAS RÍAS	
	TERRAPLEN	DESMONTE
0.0	1.13	
10.0	0.57	
20.0	0.8	
30.0		-0.53
40.0		-0.53
50.0		-0.53
60.0		-0.53
70.0		-0.53
80.0		-0.53
90.0		-0.53
100.0		-0.53
110.0		-0.53
120.0		-0.53
130.0		-0.53
140.0		-0.53
150.0		-0.53
160.0		-0.53
170.0		-0.53
180.0		-0.53
190.0		-0.53
200.0		-0.53
210.0		-0.53
220.0		-0.53
230.0		-0.53
240.0		-0.53
250.0		-0.53
260.0		-0.53
270.0		-0.53
280.0		-0.53
290.0		-0.53
300.0		-0.53

Escala H: 1000 Escala V: 200



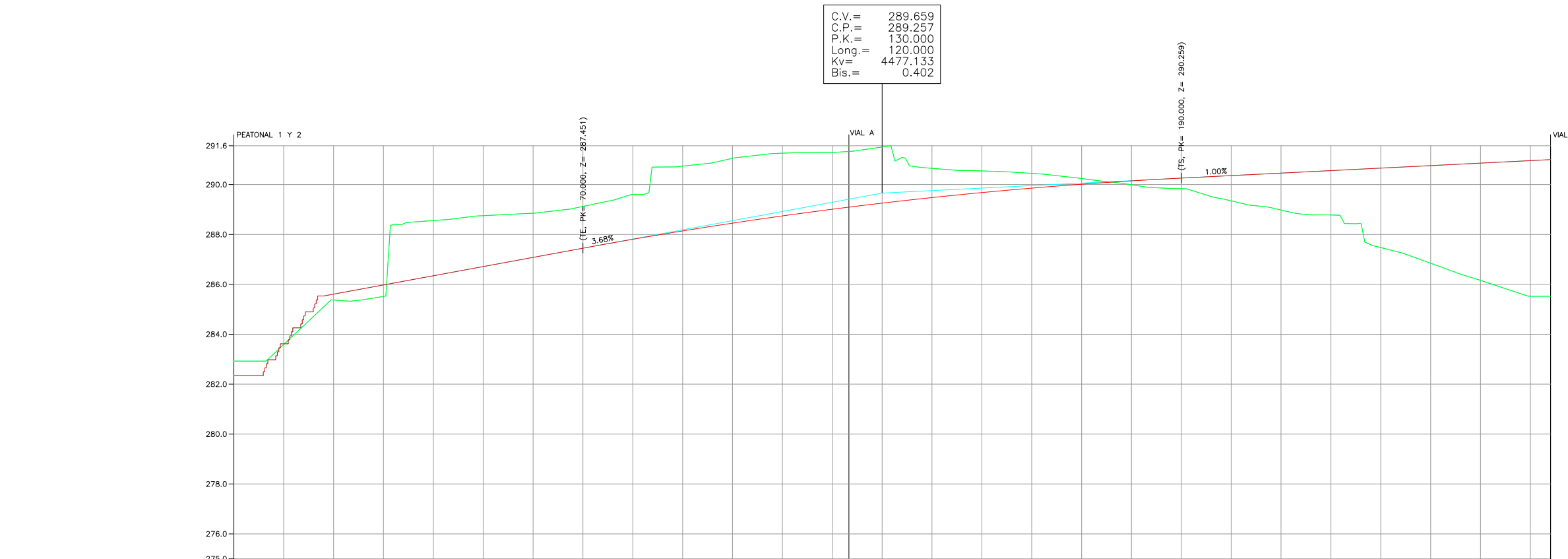
P.K.	COTAS RÍAS	
	TERRAPLEN	DESMONTE
0.0	0.58	
10.0	1.28	
20.0	0.8	
30.0		-0.12
40.0		-0.51
50.0		-0.51
60.0		-0.51
70.0		-0.51
80.0		-0.51
90.0		-0.51
100.0		-0.51
110.0		-0.51
120.0		-0.51
130.0		-0.51
140.0		-0.51
150.0		-0.51
160.0		-0.51
170.0		-0.51
180.0		-0.51
190.0		-0.51
200.0		-0.51
210.0		-0.51
220.0		-0.51
230.0		-0.51
240.0		-0.51
250.0		-0.51
260.0		-0.51
270.0		-0.51
280.0		-0.51
290.0		-0.51
300.0		-0.51

Escala H: 1000 Escala V: 200



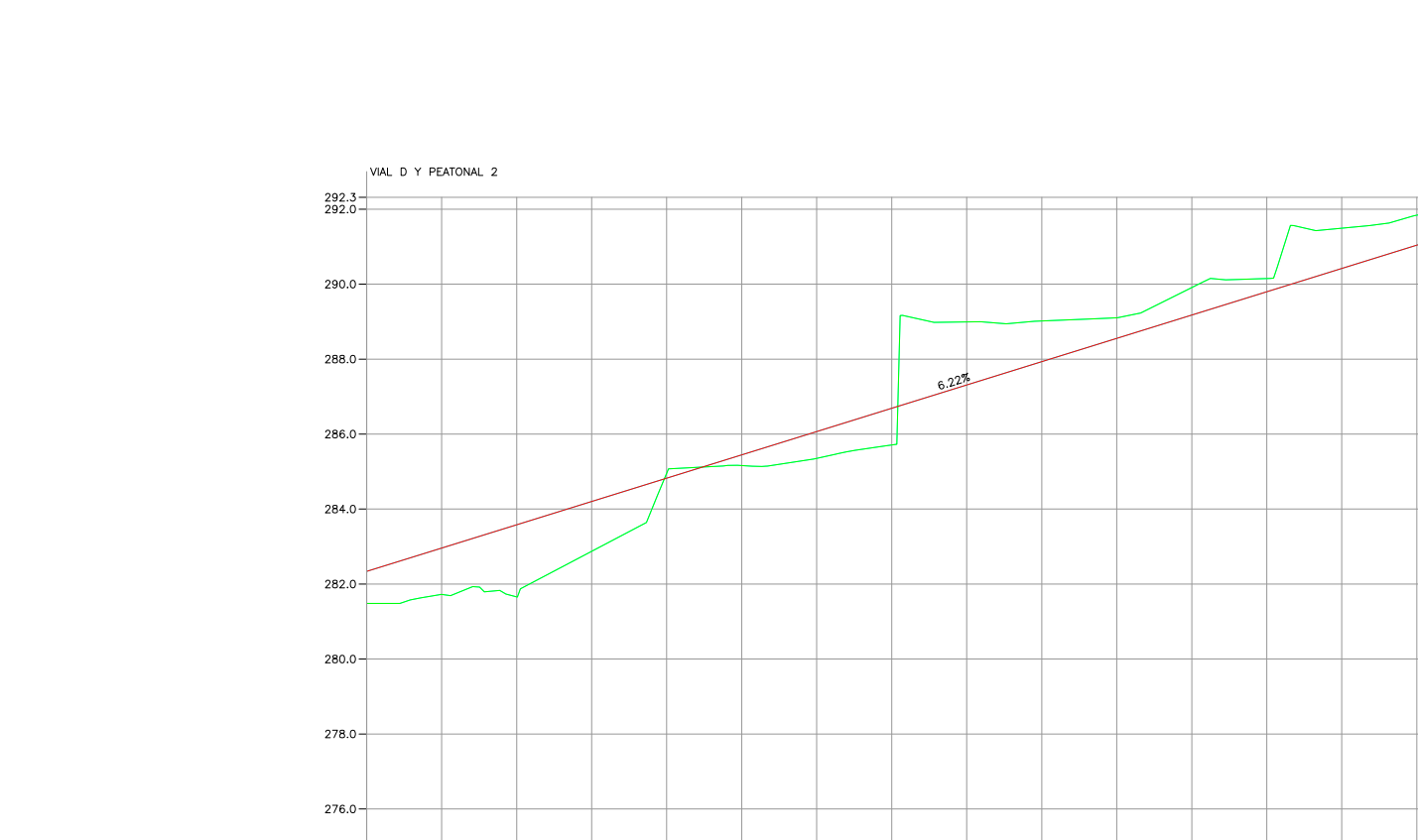
P.K.	COTAS RÍAS	
	TERRAPLEN	DESMONTE
0.0	0.88	
10.0	1.21	
20.0	5.74	
30.0		-0.24
40.0		-0.24
50.0		-0.24
60.0		-0.24
70.0		-0.24
80.0		-0.24
90.0		-0.24
100.0		-0.24
110.0		-0.24
120.0		-0.24
130.0		-0.24
140.0		-0.24
150.0		-0.24
160.0		-0.24
170.0		-0.24
180.0		-0.24
190.0		-0.24
200.0		-0.24
210.0		-0.24
220.0		-0.24
230.0		-0.24
240.0		-0.24
250.0		-0.24
260.0		-0.24
270.0		-0.24
280.0		-0.24
290.0		-0.24
300.0		-0.24

Escala H: 1000 Escala V: 200



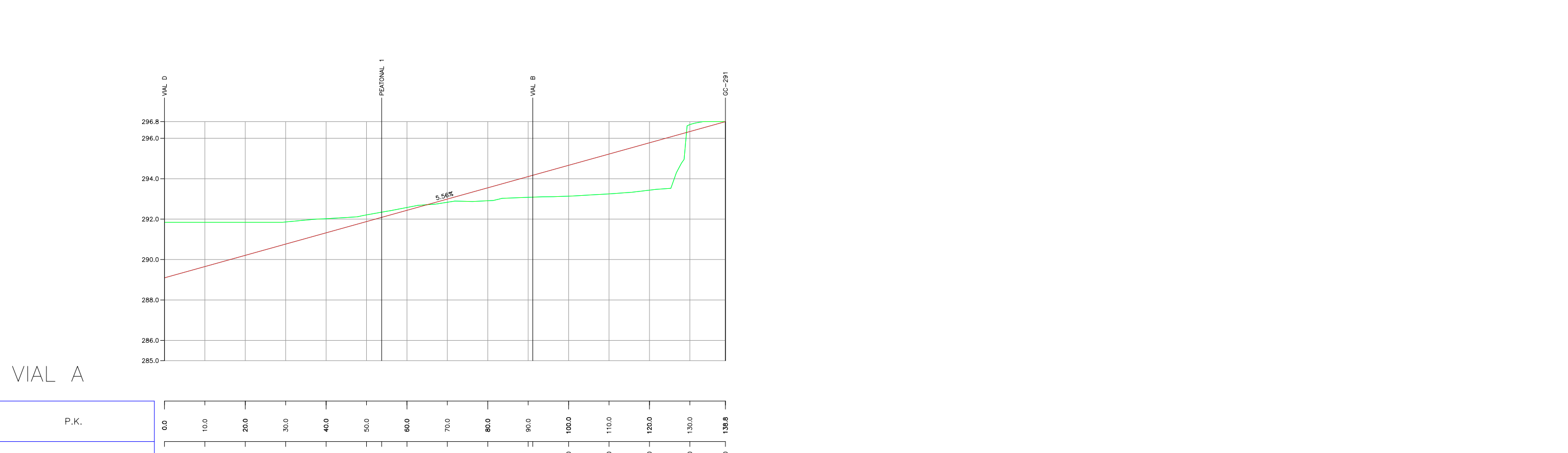
P.K.	COTAS RÍAS	
	TERRAPLEN	DESMONTE
0.0	0.57	
10.0	0.2	
20.0	0.6	
30.0		-1.11
40.0		-1.11
50.0		-1.11
60.0		-1.11
70.0		-1.11
80.0		-1.11
90.0		-1.11
100.0		-1.11
110.0		-1.11
120.0		-1.11
130.0		-1.11
140.0		-1.11
150.0		-1.11
160.0		-1.11
170.0		-1.11
180.0		-1.11
190.0		-1.11
200.0		-1.11
210.0		-1.11
220.0		-1.11
230.0		-1.11
240.0		-1.11
250.0		-1.11
260.0		-1.11
270.0		-1.11
280.0		-1.11
290.0		-1.11
300.0		-1.11

Escala H: 1000 Escala V: 200



P.K.	COTAS RÍAS	
	TERRAPLEN	DESMONTE
0.0	1.24	
10.0	1.52	
20.0	1.33	
30.0		-0.11
40.0		-0.11
50.0		-0.11
60.0		-0.11
70.0		-0.11
80.0		-0.11
90.0		-0.11
100.0		-0.11
110.0		-0.11
120.0		-0.11
130.0		-0.11
140.0		-0.11
150.0		-0.11
160.0		-0.11
170.0		-0.11
180.0		-0.11
190.0		-0.11
200.0		-0.11
210.0		-0.11
220.0		-0.11
230.0		-0.11
240.0		-0.11
250.0		-0.11
260.0		-0.11
270.0		-0.11
280.0		-0.11
290.0		-0.11
300.0		-0.11

Escala H: 1000 Escala V: 200



P.K.	COTAS RÍAS	
	TERRAPLEN	DESMONTE
0.0	0.74	
10.0	0.19	
20.0	1.63	
30.0		-0.14
40.0		-0.14
50.0		-0.14
60.0		-0.14
70.0		-0.14
80.0		-0.14
90.0		-0.14
100.0		-0.14
110.0		-0.14
120.0		-0.14
130.0		-0.14
140.0		-0.14
150.0		-0.14
160.0		-0.14
170.0		-0.14
180.0		-0.14
190.0		-0.14
200.0		-0.14
210.0		-0.14
220.0		-0.14
230.0		-0.14
240.0		-0.14
250.0		-0.14
260.0		-0.14
270.0		-0.14
280.0		-0.14
290.0		-0.14
300.0		-0.14

Escala H: 1000 Escala V: 200